

- Damper rod bolt "1"



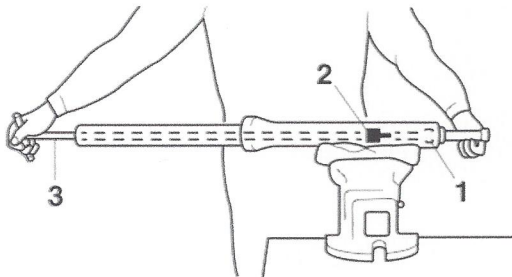
Damper rod bolt
23 N·m (2.3 kgf·m, 17 lb·ft)
LOCTITE®

TIP

While holding the damper rod with the hexagon bit socket (10 mm) "2" and T-handle "3", tighten the damper rod bolt.



T-handle
90890-01326
T-handle 3/8" drive 60 cm long
YM-01326



6. Install:

- Oil seal "1" **New**
(with the fork seal driver attachment "2" and fork seal driver weight "3")

ECA14220

NOTICE

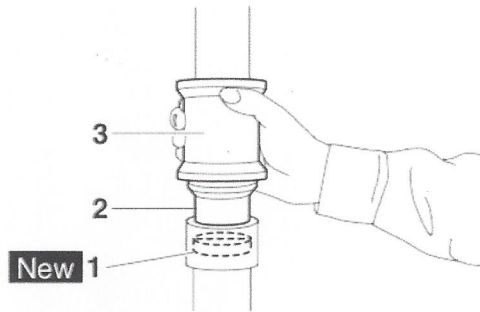
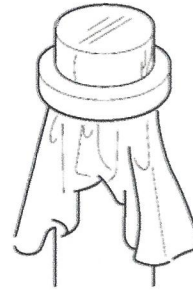
Make sure the numbered side of the oil seal faces up.

TIP

- Before installing the oil seal, lubricate its lips with lithium-soap-based grease.
- Lubricate the outer surface of the inner tube with fork oil.
- Before installing the oil seal, cover the top of the front fork leg with a plastic bag to protect the oil seal during installation.



Fork seal driver weight
90890-01184
Replacement hammer
YM-A9409-7
Fork seal driver attachment
90890-01186
Replacement 27 mm
YM-A9409-1

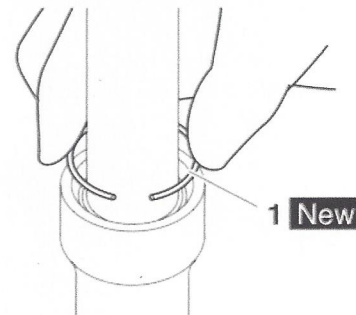


7. Install:

- Oil seal clip "1" **New**

TIP

Adjust the oil seal clip so that it fits into the outer tube's groove.



8. Install:

- Dust seal "1" **New**
(with the fork seal driver weight "2")



Fork seal driver weight
90890-01184
Replacement hammer
YM-A9409-7